





Audiovisual Equipment Instructions

Media & Technology Support Services

The display in this room is controlled by the button pad on the wall.

- 1) To turn the display on or off, press the  button.
- 2) Use the “Sources” button to cycle through the available devices.
- 3) Adjust the volume of the display using the ,  &  buttons.

IT Help Desk: x2660

mtss.tcnj.edu